

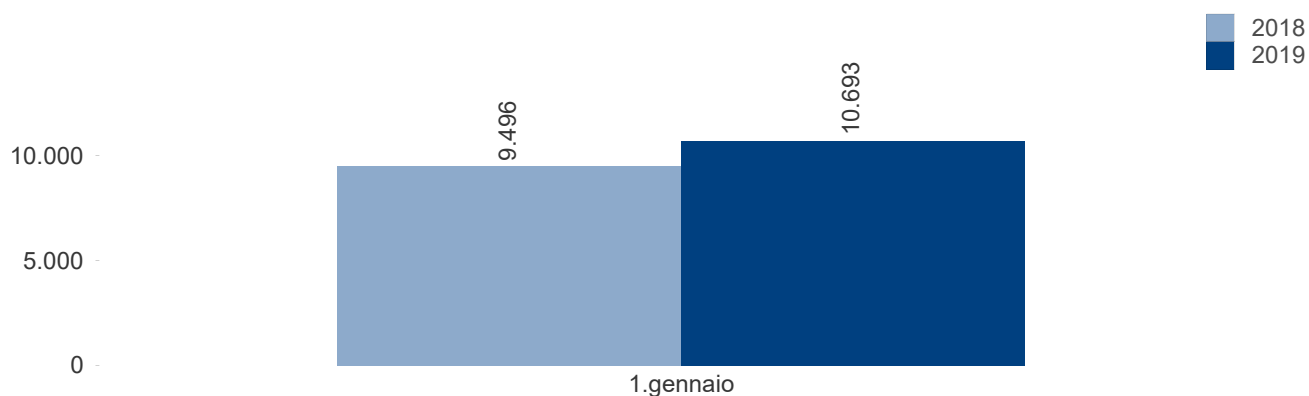


## Report dati 01/01/2019 - 31/01/2019

## Presentate 2019

10.693

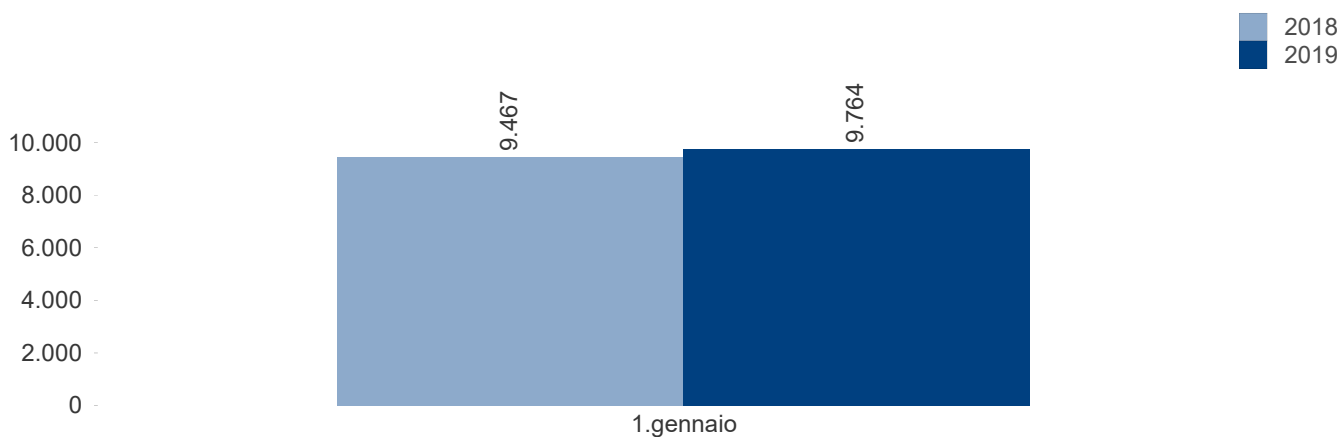
| MESE          | 2019          | 2018         | Var %         |
|---------------|---------------|--------------|---------------|
| 1.gennaio     | 10.693        | 9.496        | 12,61%        |
| <b>Totale</b> | <b>10.693</b> | <b>9.496</b> | <b>12,61%</b> |



## Accolte 2019

9.764

| MESE          | 2019         | 2018         | Var %        |
|---------------|--------------|--------------|--------------|
| 1.gennaio     | 9.764        | 9.467        | 3,14%        |
| <b>Totale</b> | <b>9.764</b> | <b>9.467</b> | <b>3,14%</b> |

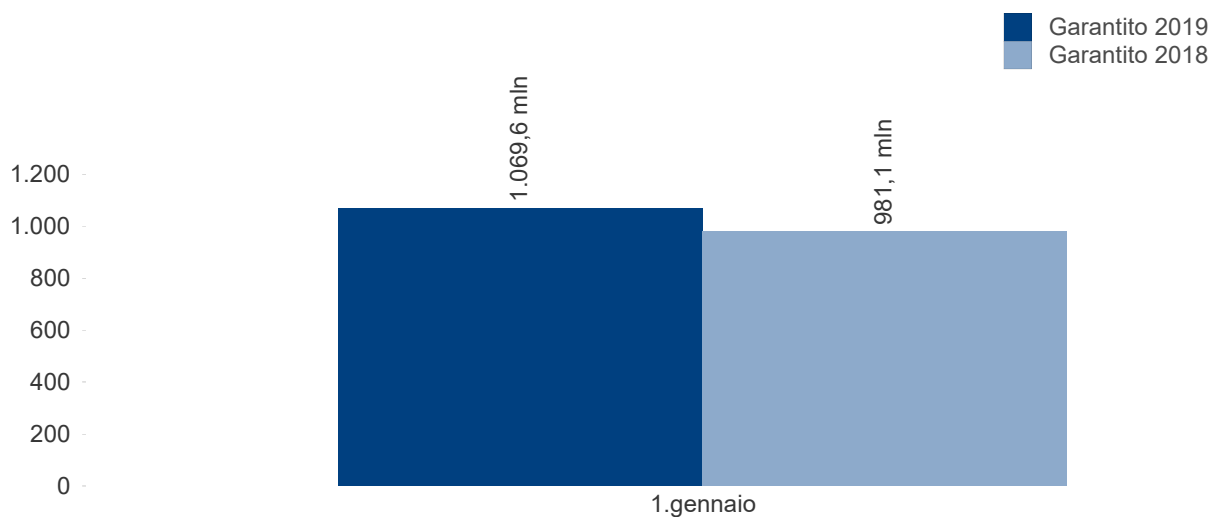
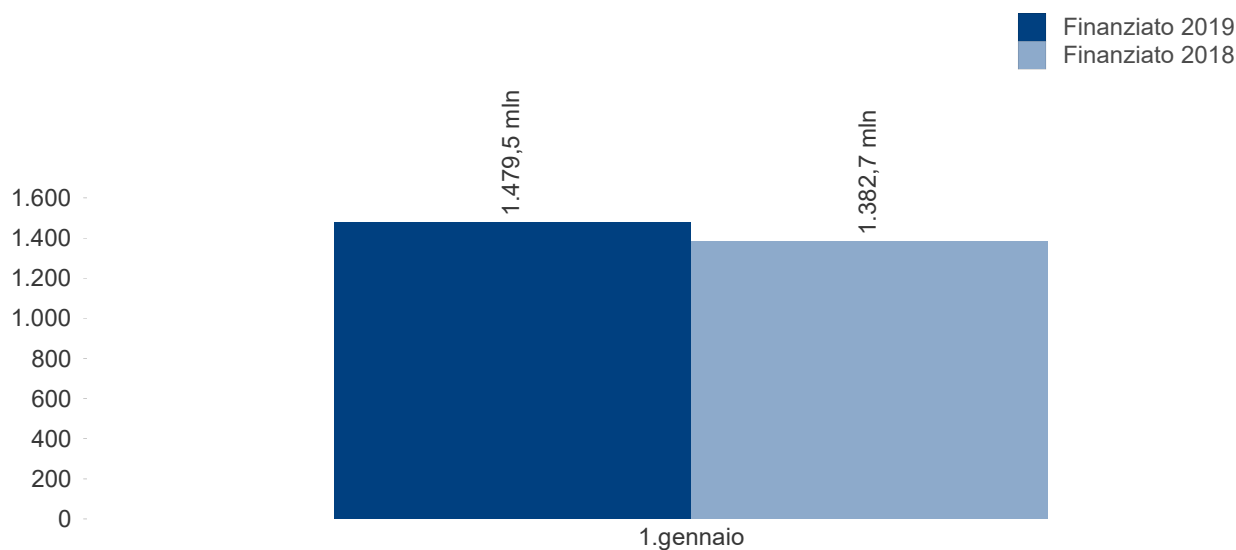




## Report dati 01/01/2019 - 31/01/2019

### Importi operazioni accolte

| MESE          | Finanziato 2019         | Garantito 2019          | Finanziato 2018         | Garantito 2018        | Var % Finanziato | Var % Garantito |
|---------------|-------------------------|-------------------------|-------------------------|-----------------------|------------------|-----------------|
| 1.gennaio     | 1.479.455.251,13        | 1.069.595.061,45        | 1.382.735.541,15        | 981.054.926,52        | 6,99%            | 9,02%           |
| <b>Totale</b> | <b>1.479.455.251,13</b> | <b>1.069.595.061,45</b> | <b>1.382.735.541,15</b> | <b>981.054.926,52</b> | <b>6,99%</b>     | <b>9,02%</b>    |





### Report dati 01/01/2019 - 31/01/2019

#### N. operazioni e importo finanziato per Regione

